


Retractable Platforms and Bleachers



SHERIDAN SEATING INC.



www.sheridanseating.com

ACTUAL SEAT TEXTURE

SHERIDAN SEATING INC.

A Green Friendly Company
Practicing ISO and P5 Industry Standards

Established in 1978 as a small, family run, gymnasium equipment manufacturer, we have grown into a vibrant, seating supplier with installations in 23 countries and counting.

Our North American market has allowed us continual year over year growth while maintaining a family business attitude.

Our rugged engineering is an industry leader. We would be pleased to take your team from the design to final product.

Bleachers & Seating

- Wall Attached Bleachers
- Recessed Bleachers
- Portable Bleachers
- Arena Seating
- Theater Seating

Safety Rails

- Center Aisle Hand Rail
- Ready Rail End Rail
- ADA Rail

Retractable Stages

- Surface Mount Stage
- Recessed Stage

Accessories

- Friction Bleacher Drive
- Portable Power Tractor (mule)
- Pendant Control
- Hydraulic Lift Cart
- Operator Handle (manual)
- Scorer's Table
- Row Lock
- Nose Mount Chair
- Deck Mount Chair (fabric)
- Deck Mount Chair (plastic)
- Semi-automatic fold down device
- Bench Seat with Backrest

SHERIDAN SEATING INC.

290 West Street South, Orillia, Ontario, Canada L3V 5G8

Phone: 705-326-7463 Fax: 705-326-0601 Email: info@sheridanseating.com

www.sheridanseating.com

www.sheridangymnasium.com



Engineered to Last and Last

Sheridan offers platform seating for use in all Multi Purpose Facilities such as arenas, performing arts centers, civic centers, theaters and casinos.

Integral power assures accurate, quiet and dependable extension and closing to maximize facility changes and to minimize time required.

Our system exceeds all systems in the industry by using a four column construction design for rugged durability and offers you a strong, safe platform with your choice of deck coverings to suit your individual needs.

We can assist you in designing your seating to obtain the maximum advantage of your space, while complying with specifications, construction differences and code requirements.

We are the World's Leading Supplier of Superior Auditorium Seating with a reputation for building bleachers and platforms to our customer's needs.

We produce custom sized platforms and bleachers. If your needs are not standard, we will accommodate you.

You will not be required to fit your facility around our designs. You can be assured that we will build our product around your design.

All seats function on the telescopic principle and when closed provide either a flat fold front or closed back.

The operation is progressive and upon closing, all rows move to the closed position providing an increase of useable floor space.

The system incorporates a locking mechanism provided by individual row locks or cylinder locks which permit securement of any row in user position, and it operates only upon the unlocking and moving of the first row.

Most components are fabricated in our own plant where they are stringently tested to ensure a safe, top quality seating system for your operators.

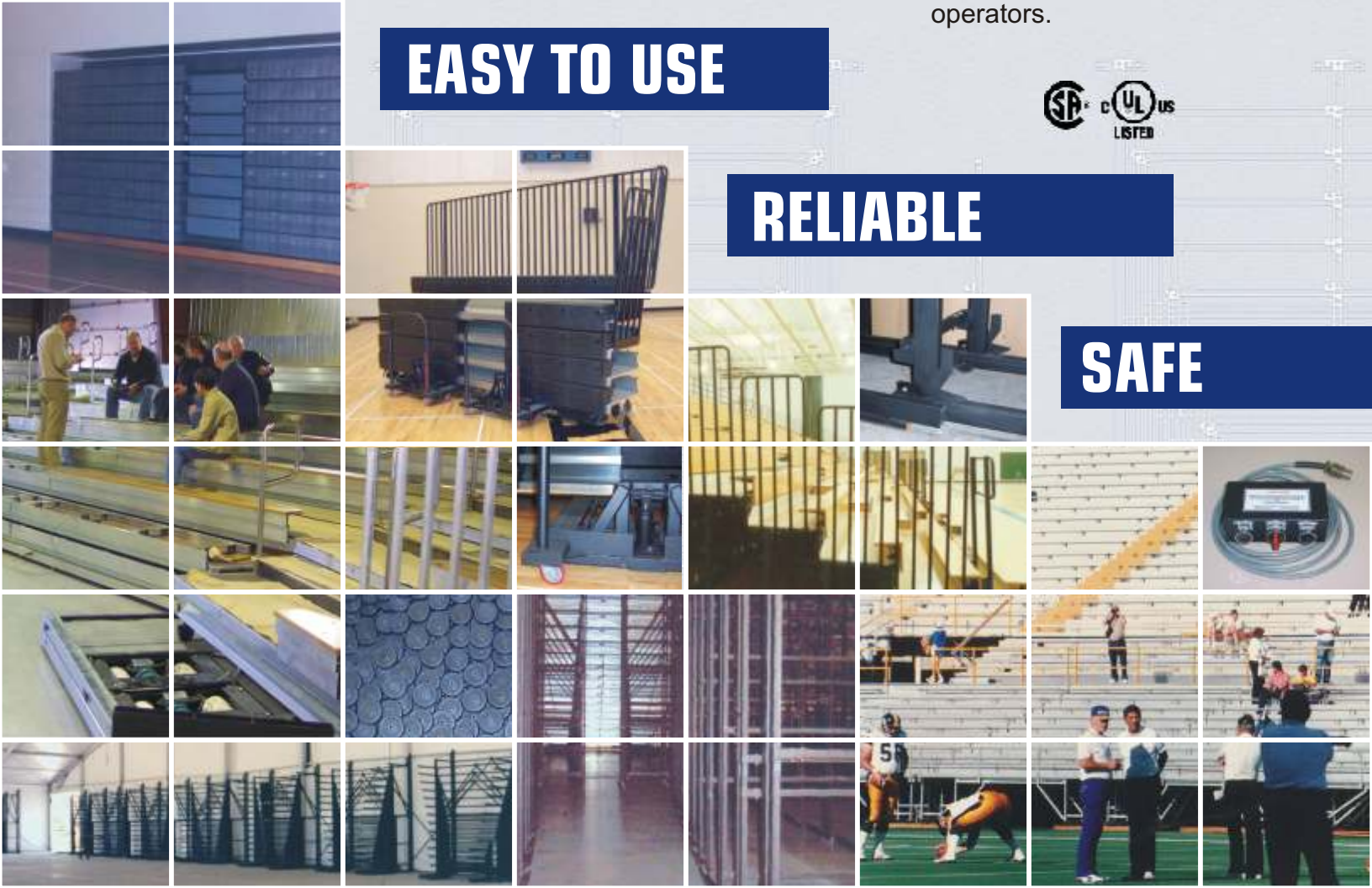
CUSTOM DESIGN

EASY TO USE

RELIABLE



SAFE



GYMNASIUMS

Basic Bleacher Styles
Sheridan offers a complete selection of telescopic units for a variety of applications.

Wall Attached Bleachers
Sheridan permanently located telescopic bleachers are easy to operate. Units come with closed deck, intermediate aisle steps, center aisle hand rails, Ready Rails and manual or integral power systems.

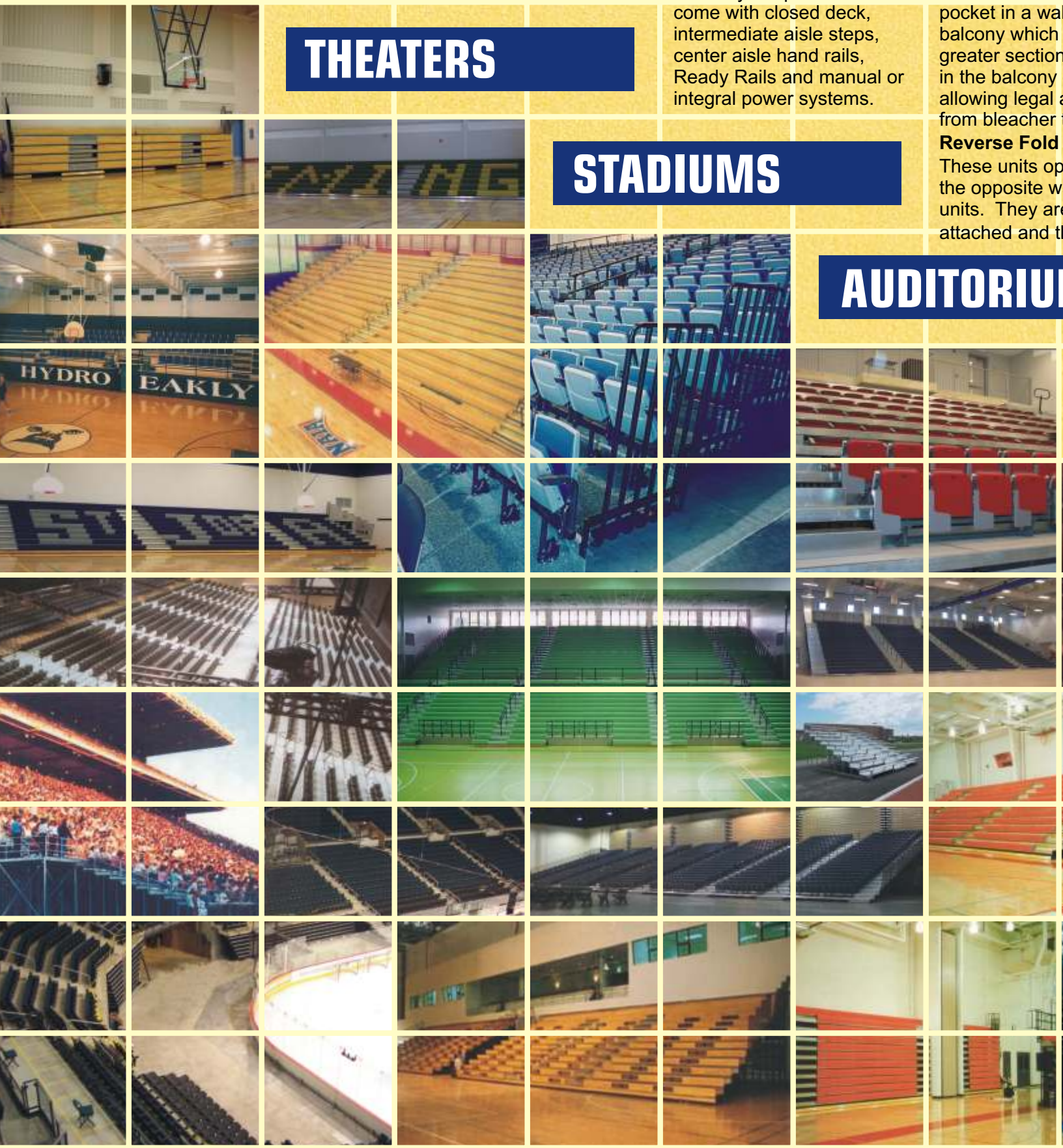
Recessed Bleachers
This model requires space in the clear height of the building. The unit normally has a pocket in a wall balcony which provides a greater section in the balcony allowing legal access from bleacher to bleacher.

Reverse Fold
These units operate on the opposite wall units. They are attached and the

THEATERS

STADIUMS

AUDITORIUMS



Bleachers and Platforms

Bleachers
 requires minimal
 closed position.
 ally fits into a
 ll or under a
 allows for
 n and strength
 cantilever, still
 aisle step rise
 to balcony.

Bleachers
 open and close
 way to other
 e floor
 he stacked

unit divides the room in two
 when not in use. The back
 of the bleacher becomes a
 divider wall.

Telescopic Platform Chair Seating

Sheridan offers the sturdiest
 free-standing understructure
 available with the versatility
 to choose from several
 different chair styles.

Floor Attached Bleachers (Freestanding)

Where it is not possible to
 attach the bleachers to the
 wall, we incorporate a
 heavy-duty rear row
 structure to permit floor
 attachment of these
 freestanding units.


Floor attachment is also
 used for reverse fold
 bleachers where the
 attachment is made at the
 first row and the units
 open and close the
 opposite way.

Tapered Sections (Pie Shaped)

This style is used in round
 buildings permitting
 spectators to face the
 action without turning
 (hockey rinks, football
 fields, etc.).

Portable Bleachers

This unit is used where no
 permanent attachment
 point is available or
 multiple configurations
 are needed within the
 facility. Using the portable
 lift carts, the entire
 bleacher can be moved to
 various locations.



PLASTIC SEAT MODULES

Comfort curved, anatomically designed,
 textured, durable molded plastic seats
 in 12 colors to match facility or school
 colors. Seat depths of 10" or 12".

WOOD SEATS

The classic Southern Yellow Pine seat
 board is a proven, durable bleacher
 seat. Each board is triple sanded with
 two coats of semi-gloss polyurethane.

BURGUNDY
 S-05

RED
 S-06

GOLD
 S-02

YELLOW
 S-07

GREEN
 S-04

LIGHT BLUE
 S-03

MED. BLUE
 S-11

DARK BLUE
 S-12

PURPLE
 S-09

BLACK
 S-08

GREY
 S-10

TAN
 S-01

MS

CONCERT HALLS



CAFETERIAS



LECTURE HALLS



ARENAS



Bleacher Accessories



UPHOLSTERED NOSE MOUNT CHAIR
This unique nose mount style allows for additional seat padding for maximum comfort. Available in a wide variety of fabrics and colors.



PLASTIC DECK MOUNT CHAIR
Available in a variety of colors and styles to suit the client's needs, the plastic deck mount chair offers ergonomic construction with optimal comfort. Shown with semi-automatic fold-down device.



UPHOLSTERED DECK MOUNT CHAIR
Available in a wide variety of fabrics and colors, the fully upholstered deck mount chair offers a comfortable seat.



OPERATOR HANDLE

Chair options include armrests, number and letter plates, folding writing tablets and cup holders.



ADA RAIL
The ADA Rail meets all required American Disabilities Act codes and is removable when the space is used as regular seating.



READY RAIL
(Safety End Rail)
Sturdy, non-removable self-storing rail for the ends of the bleacher platform systems. Meets all codes on self storing end rails.



CENTRE AISLE HAND RAIL
The most user friendly center rail. No removal required, push button operation. Removable model available. Meets all code requirements for hand rails on vertical aisles.



SCORER'S TABLE
Our 16" x 96" portable scorer's table can be conveniently moved for game conditions.




HYDRAULIC LIFT CART
Allows easy movement of portable bleacher platforms. Built in hydraulic pump lifts the unit, engaging the swivel wheel, allowing movement permitting multiple configurations and remote storage.



PENDANT CONTROL
The only bleacher with the ability to steer platforms with the hand held pendant control. Low voltage with removable, plug allows safe operation while preventing unauthorized use.



FRICTION BLEACHER DRIVE
Motorized power to operate bleacher platform systems. Two soft-faced, 6" dia. x 12" wide drive wheels protect floors.



PORTABLE POWER TRACTOR *(mule)*
Electric unit allows one person to operate bleacher sections economically and safely.

**ALL ACCESSORIES MEET NFPA102 CODES
SEE OUR WEB SITE FOR TECHNICAL INFORMATION**

Our Rugged Engineering Makes Us An Industry Leader

Sheridan manufactures the strongest, most durable retractable platform bleacher. Sheridan's free-standing, four column understructure is far and away the sturdiest on the market.

Sheridan Seating is presently working with seven different seating manufacturers, allowing our clients to purchase the most dependable, safest, maintenance free platform on the market and still have the opportunity to put the chair of their choice in their facility.

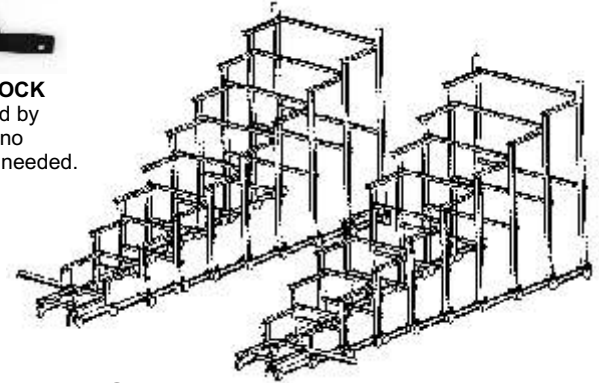
Sheridan has a standard 20 year extended guarantee on each and every retractable platform we sell. This is unheard of in today's marketplace.

We would be pleased to help design and set up your new facility. We will provide you with the necessary resources and experience needed to optimize the end results of your project.

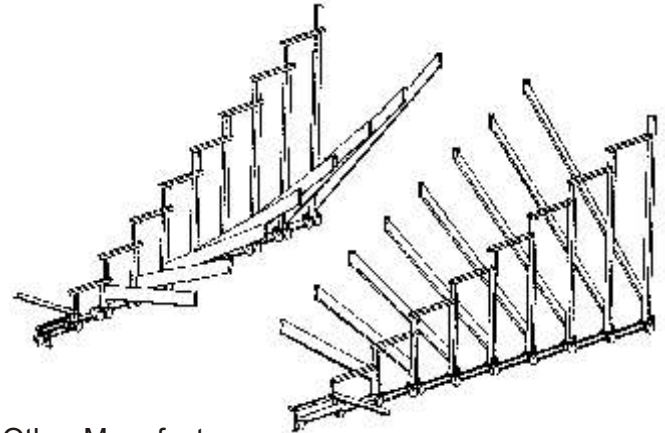
Our competitors have standard rise and runs that require their clients to design their facility around their standard product designs. Sheridan has the ability to give their customers the rise and run to match the needs of our clients. We build and design our product around your facility, unlike our competitors who require you to build your facility around their product design. Sheridan Seating Inc. is a medium sized family owned business who will give you the attention you desire. Quality, Dependability, Safety, and many years of trouble free use.



ROW LOCK
operated by gravity, no springs needed.



The Sheridan System
Free Standing, Four Column, Understructure



Other Manufacturers
Two-Column System with diagonal cross braces

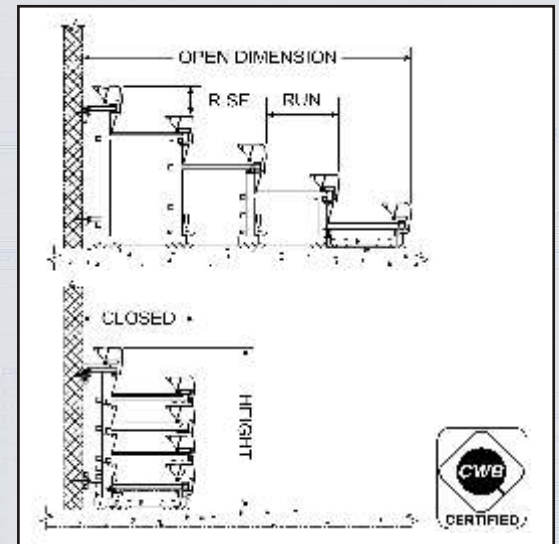
SEE OUR WEB SITE FOR TECHNICAL INFORMATION

Standard Bleacher Rise and Run Tables

Custom rise & run combinations are available.

ROW	HEIGHT	
	10" RISE	IMPERIAL (METRIC mm)
3	2' - 11 3/4" (908)	3' - 5 1/4" (1048)
4	3' - 9 3/4" (1162)	4' - 4 7/8" (1343)
5	4' - 7 3/4" (1416)	5' - 4 1/2" (1638)
6	5' - 5 3/4" (1670)	6' - 4 1/8" (1934)
7	6' - 3 3/4" (1924)	7' - 3 3/4" (2229)
8	7' - 1 3/4" (2178)	8' - 3 3/8" (2524)
9	7' - 11 3/4" (2432)	9' - 3" (2819)
10	8' - 9 3/4" (2686)	10' - 2 5/8" (3115)
11	9' - 7 3/4" (2940)	11' - 2 1/4" (3410)
12	10' - 5 3/4" (3194)	12' - 1 7/8" (3705)
13	11' - 3 3/4" (3448)	13' - 1 1/2" (4001)
14	12' - 1 3/4" (3703)	14' - 1 1/8" (4296)
15	12' - 11 3/4" (3957)	15' - 0 3/4" (4591)

ROW	OPEN DIMENSION			IMPERIAL (METRIC mm)
	22" SPACING	24" SPACING	26" SPACING	
3	4' - 9 3/8" (1457)	5' - 1 3/8" (1559)	5' - 5 3/8" (1660)	
4	6' - 7 3/8" (2016)	7' - 1 3/8" (2169)	7' - 7 3/8" (2321)	
5	8' - 5 3/8" (2575)	9' - 1 3/8" (2778)	9' - 9 3/8" (2981)	
6	10' - 3 3/8" (3134)	11' - 1 3/8" (3388)	11' - 11 3/8" (3642)	
7	12' - 1 3/8" (3693)	13' - 1 3/8" (3998)	14' - 1 3/8" (4302)	
8	13' - 11 3/8" (4251)	15' - 1 3/8" (4607)	16' - 3 3/8" (4963)	
9	15' - 9 3/8" (4810)	17' - 1 3/8" (5217)	18' - 5 3/8" (5623)	
10	17' - 7 3/8" (5369)	19' - 1 3/8" (5826)	20' - 7 3/8" (6283)	
11	19' - 5 3/8" (5928)	21' - 1 3/8" (6436)	22' - 9 3/8" (6944)	
12	21' - 4 3/8" (6512)	23' - 2 3/8" (7071)	25' - 0 3/8" (7630)	
13	23' - 2 3/8" (7071)	25' - 2 3/8" (7680)	27' - 2 3/8" (8290)	
14	25' - 0 3/8" (7630)	27' - 2 3/8" (8290)	29' - 4 3/8" (8950)	
15	26' - 10 3/8" (8176)	29' - 2 3/8" (8900)	31' - 6 3/8" (9611)	



	CLOSED DIMENSION		IMPERIAL (METRIC mm)
	22" SPACING	24" SPACING	26" SPACING
	2' - 11 3/8" (899)	3' - 1 3/8" (949)	3' - 3 3/8" (1000)

Retractable Platforms and Bleachers



Phone: 705-326-7463
Fax: 705-326-0601

290 West Street South
Orillia, Ontario, Canada
L3V 5G8

USA Satellite Office
Safety Harbor, Florida

A Green Friendly Company
Practicing ISO and
P5 Industry Standards



SEE OUR WEB SITE FOR TECHNICAL INFORMATION

www.sheridanseating.com

ACTUAL SEAT TEXTURE