



At Tot Mate® we bring it all together in a total environment for a world of serious fun.



easy-to-clean durable laminate surfacing

child-friendly designs

consistency in color across product lines

1000 SERIES

THE NEXT GENERATION OF EARLY LEARNING FURNITURE

www.TOTMATE.com

Introducing...

THE NEXT GENERATION OF TOT MATE® EARLY LEARNING FURNITURE!

- Redefined to offer the ultimate selection, quality, and value.
- Streamlined to provide consistency in design and color across product lines.
- Redesigned to create child-friendly products that are equally appealing to caregivers and parents.
- Guaranteed quality of materials and workmanship to ensure years of satisfied use.

the newest member of our family...

ECO™ is the newest ecologically-friendly product in the industry that carries a very economically-friendly cost! ECO™ combines the strength of recycled wood with the durability of laminate in a warm, maple finish. From the recycled materials used in construction to the rounded, child-friendly surfaces, ECO™ brings together a concern for the earth, concern for the children, and concern for the caregiver.



Tot Mate®, the leader in Early Childhood Furniture, is pleased to announce the next generation of Tot Mate® Early Learning Furniture. Focusing on core product categories, best selling units and colors, the offering has been redefined to better serve you, our customer.

Tot Mate® features that you've come to know and trust over our 30 years are integral to the offering. Core items coupled with the widest color offering allow an entire center to have consistency in design and color. Materials and workmanship along with child-friendly designs lead to a product that is equally appealing to the caregiver, children, and parents.

Why Tot Mate®:

- **VALUE** Competitive price stretches the budget for learning materials.
- **DURABILITY** Scratch Resistant. Easy-to-Clean laminate surfaces are the toughest in the industry and make clean-up a breeze.
- **CHILD-FRIENDLY** Radiused corners and edges are child-friendly.
- **STABLE BASE** Extra-Deep Design provides an added level of stability to prevent tipping.
- **STRENGTH** ¾"-thick material combined with wood Dowel Pins and Bolt-Thru Construction provides a lasting product.
- **COLOR CHOICES** Widest Color Offering in the market includes those that are proven to be the most popular.
- **PRODUCT SELECTION** Best Selling items from major product categories allow an entire center to be furnished with Consistency in Color and Design.
- **SHIPPING OPTIONS** Selected units available Ready-to-Assemble for UPS shipments and other units Assembled ready to use right out of the box.
- **EXPERIENCE** Products proven over time with 30 years experience in early learning.

Top Quality Features



Side panels feature rounded corners with wraparound protective cap edge to eliminate sharp corners and panel edges.



Hardwood dowel pins are used in structural joints for precise alignment and greater strength.



Deep thread connectors and predrilled holes provide easy assembly with superior holding power.



Horizontal components feature thick radiused edges.



Dual wheel casters glide smoothly over carpet and floors.



Tough laminate surfacing resists stains and spills, making clean-up quick and easy.

the redefined and redesigned Tot Mate®




1000 Series
pearl interiors
maple or colored ends



2000 Series
maple interiors
maple or colored ends

** include 2-digit color code with model number when ordering
TABLE ACCENT COLOR OPTIONS:



Adjustable Legs for 21"-30" Tables



9300R

ADJUSTABLE HEIGHT TABLES

Table top is a pearl white laminate surface on solid 1" - thick wood core. Adjustable height legs with levelers. Available in 5 colors of legs and matching table edge trims.

4' PLAY TABLE
24D 48W (Adjustable legs)
9300R** (RTA) 14"-23" Height adjustment
9301R** (RTA) 21"-30" Height adjustment
Wt. 43# UPS 2 Ctn. \$135.00



5' PLAY TABLE
30D 60W (Adjustable legs)
9312R** (RTA) 14"-23" Height adjustment
9313R** (RTA) 21"-30" Height adjustment
Wt. 61# UPS 2 Ctn. \$168.00



6' PLAY TABLE
30D 72W (Adjustable legs)
9314R** (RTA) 14"-23" Height adjustment
9315R** (RTA) 21"-30" Height adjustment
Wt. 71# UPS 2 Ctn. \$207.00



9364R

4' ROUND PLAY TABLE
48" Diameter (Adjustable legs)
9364R** (RTA) 14"-23" Height adjustment
9365R** (RTA) 21"-30" Height adjustment
Wt. 62# UPS 2 Ctn. \$196.00



9372R

6' KIDNEY PLAY TABLE
30D 72W (Adjustable legs)
9372R** (RTA) 14"-23" Height adjustment
9373R** (RTA) 21"-30" Height adjustment
Wt. 54# UPS 2 Ctn. \$207.00



Tables & Chairs

CHAIR / CUBE ACCENTS AVAILABLE IN ALL 7 COLORS

- 41 Morning Blue
- 42 Sun Yellow
- 43 Tulip Red
- 44 Astro Green
- 45 Royal Blue
- 46 Pearl
- 73 Maple

FIXED HEIGHT TABLES

Table top is a pearl white laminate surface on solid 1" - thick wood core. Fixed height tubular legs with levelers. Available in 5 colors of accent boots and matching table edge trims.

4' ACTIVITY TABLE
24D 48W (Fixed height)
9010R** (RTA) 14" Ht.
9011R** (RTA) 18" Ht.
9012R** (RTA) 22" Ht.
9013R** (RTA) 30" Ht.
9014R** (RTA) 30" Ht.
Wt. 46# UPS 2 Ctn. \$161.00

5' ACTIVITY TABLE
30D 60W (Fixed height)
9034R** (RTA) 14" Ht.
9035R** (RTA) 18" Ht.
9036R** (RTA) 22" Ht.
9037R** (RTA) 30" Ht.
Wt. 64# UPS 2 Ctn. \$188.00

6' ACTIVITY TABLE
30D 72W (Fixed height)
9038R** (RTA) 14" Ht.
9039R** (RTA) 18" Ht.
9040R** (RTA) 22" Ht.
9041R** (RTA) 30" Ht.
Wt. 74# UPS 2 Ctn. \$215.00

4' ROUND ACTIVITY TABLE
48" Diameter (Fixed height)
9128R** (RTA) 14" Ht.
9129R** (RTA) 18" Ht.
9130R** (RTA) 22" Ht.
9131R** (RTA) 30" Ht.
Wt. 65# UPS 2 Ctn. \$205.00

6' KIDNEY ACTIVITY TABLE
30D 72W (Fixed height)
9144R** (RTA) 14" Ht.
9145R** (RTA) 18" Ht.
9146R** (RTA) 22" Ht.
9147R** (RTA) 30" Ht.
Wt. 57# UPS 2 Ctn. \$215.00




9011R



9129R




9145R



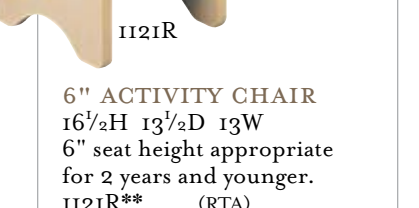
ACTIVITY CUBE
15H 13 1/2D 13W
Flip chair for 2 seat heights of 6" or 10". Orient face down to make a personal play table.
1124R** (RTA)
Wt. 30# UPS 1 Ctn.
\$90.00/ Set of 2



1123R



1122R



1121R

6" ACTIVITY CHAIR
26 1/2H 13 1/2D 13W
6" seat height appropriate for 2 years and younger.
1122R** (RTA)
Wt. 23# UPS 1 Ctn.
\$90.00/ Set of 2

8" ACTIVITY CHAIR
28 1/2H 13 1/2D 13W
8" seat height appropriate for 3 years and younger.
1123R** (RTA)
Wt. 25# UPS 1 Ctn.
\$90.00/ Set of 2

10" ACTIVITY CHAIR
30 1/2H 13 1/2D 13W
10" seat height appropriate for 3- to 5-year olds.
1124R** (RTA)
Wt. 27# UPS 1 Ctn.
\$90.00/ Set of 2

704 West Main Street
Teutopolis, IL 62467
P: 800.350.3270
F: 217.540.3371

totmate@stevensind.com

www.TOTMATE.com



Due to continuing product development, STEVENS reserves the right to change specifications without notice.
© 2007 STEVENS INDUSTRIES, INC.


2972.11/07



BY STEVENS INDUSTRIES, INC.

704 West Main Street
Teutopolis, IL 62467

other educational products from




TOT MATE® 1000 SERIES

** include 2-digit color code with model number when ordering

ACCENT COLOR OPTIONS:



Laminates in this catalog are printed reproductions.



5-TODDLER LOCKER
1432A
37H 14 1/4D 46 1/2W
5 cubbies.
5 lockers with double hooks.
1432A** (Assembled)
Wt. 103# UPS 1 Ctn. \$295.00

5-PRESCHOOL LOCKER
1433A
47 1/4H 14 1/4D 46 1/2W
5 cubbies.
5 lockers with double hooks.
5 shoe cubbies.
1433A** (Assembled)
Wt. 133# UPS 1 Ctn. \$995.00



5-PRESCHOOL SEAT LOCKER
1425A
47 1/4H 14 1/4D 46 1/2W
5 cubbies.
5 lockers with double hooks.
5 seat cubbies.
1425A** (Assembled)
Wt. 117# UPS 1 Ctn. \$425.00



6'TEACHER STORAGE
1264R/1264A
71 1/2H 20D 30W
1 fixed and 2 adjustable shelves with locking doors.
1264R** (RTA)
Wt. 186# UPS 3 Ctn. \$577.00
1264A** (Assembled)
Wt. 196# UPS 1 Skid \$665.00
(Requires attachment to building structure)



BOOK DISPLAY
1133A
30H 14 1/4D 32 1/2W
4 display levels.
1133A** (Assembled)
Wt. 42# UPS 1 Ctn. \$252.00



10-CUBBIE WALL UNIT
1410R/1410A
24 1/2H 14 1/2D 46 1/2W
10 cubbies and 5 double coat hooks.
1410R** (RTA)
Wt. 79# UPS 1 Ctn. \$326.00
1410A** (Assembled)
Wt. 79# UPS 1 Ctn. \$375.00



24" WALL CABINET
1313A
23 1/2H 14D 30W
1 adjustable shelf and locking doors.
1313A** (Assembled)
Wt. 58# UPS 1 Ctn. \$303.00



36" WALL CABINET
1317A
36H 14D 30W
2 adjustable shelves and locking doors.
1317A** (Assembled)
Wt. 82# UPS 1 Ctn. \$409.00



PRESCHOOL BIG BIN STORAGE
1471A
30H 20D 41 1/2W
Twelve 6"-deep bins. Ideal for bulky items or individual projects for a dozen children.
1471A** (Assembled)
Wt. 107# UPS 1 Ctn. \$491.00

COMBO BIG BIN STORAGE
1472A
30H 20D 41 1/2W
Six 6"-deep bins and three 12"-deep jumbo bins. Ideal for assortment of bulky and large items.
1472A** (Assembled)
Wt. 102# UPS 1 Ctn. \$479.00



JUMBO BIG BIN STORAGE
1473A
30H 20D 41 1/2W
Six 12"-deep jumbo bins. Great for large manipulatives and play equipment.
1473A** (Assembled)
Wt. 97# UPS 1 Ctn. \$443.00

TODDLER BIG BIN STORAGE
1476A
23H 20D 41 1/2W
Nine 6"-deep bins. Ideal for bulky items or individual projects for nine children.
1476A** (Assembled)
Wt. 88# UPS 1 Ctn. \$417.00



SECTIONAL CUBES WITH TRAYS
1215R/1215A
30H 14 1/4D 46 1/2W
Same as 1215R/1215A, plus 20 clear Tot Trays.
1215R** (RTA)
Wt. 103# UPS 3 Ctn. \$485.00
1215A** (Assembled)
Wt. 103# UPS 1 Ctn. \$581.00



DOUBLE COMPUTER DESK
1325R
26H 27D 60W
Fixed monitor and CPU shelf.
Adjustable keyboard ledge.
Easy-roll casters.
1325R** (RTA)
Wt. 99# UPS 2 Ctn. \$252.00

SINGLE COMPUTER DESK
1321R
26H 27D 30W
Fixed monitor and CPU shelf.
Adjustable keyboard ledge.
Easy-roll casters.
1321R** (RTA)
Wt. 60# UPS 1 Ctn. \$198.00



AUDIO VISUAL CART
1376R
25H 20D 24W
Universal cart for today's media equipment. Spacious top area. Lockable storage with shelf behind doors. Easy-roll casters.
1376R** (RTA)
Wt. 68# UPS 2 Ctn. \$280.00



BIG BOOK EASEL
1375R
26H 14 1/4D 46 1/2W
Storage for oversized picture books, charts, and teaching materials. Front side has wipe off marker surface.
Easy-roll casters.
1375R** (RTA)
Wt. 68# UPS 2 Ctn. \$302.00



DIAPER WALL UNIT
1336R/1336A
23H 14 1/4D 46 1/2W
8 diaper cubbies with a divided upper shelf.
1336R** (RTA)
Wt. 78# UPS 2 Ctn. \$203.00
1336A** (Assembled)
Wt. 78# UPS 1 Ctn. \$244.00



TODDLER SECTIONAL
1202R/1202A
23H 14 1/4D 46 1/2W
2 levels and 5 compartments.
1202R** (RTA)
Wt. 66# UPS 2 Ctn. \$235.00
1202A** (Assembled)
Wt. 66# UPS 1 Ctn. \$280.00

JUMBO SECTIONAL
1206A
37H 14 1/4D 46 1/2W
3 levels and 7 compartments.
1206A** (Assembled)
Wt. 94# UPS 1 Ctn. \$379.00

PRESCHOOL SECTIONAL
1204R/1204A
30H 14 1/4D 46 1/2W
2 levels and 5 compartments.
1204R** (RTA)
Wt. 75# UPS 2 Ctn. \$252.00
1204A** (Assembled)
Wt. 75# UPS 1 Ctn. \$300.00



JUMBO SHELF
1302A
37H 14 1/4D 46 1/2W
3 full width shelves.
1302A** (Assembled)
Wt. 83# UPS 1 Ctn. \$355.00

PRESCHOOL SHELF
1304A
30H 14 1/4D 46 1/2W
2 full width shelves. Preschool height.
1304A** (Assembled)
Wt. 65# UPS 1 Ctn. \$285.00



CLEAR TOT TRAYS
7518R
5H 11D 7 1/2W
Sturdy clear molded trays. Fit cubbies and sectional divided cube compartments. Stackable and great for general usage.
10 pc. pack
7518R** (Assembled)
Wt. 8# UPS 1 Ctn. \$84.00



TODDLER FOLD-N-ROLL
1217R/1217A
25H 14 1/4D 93W (open)
Each wing has 2 levels and 5 compartments. Easy-roll casters and lock hasp.
1217R** (RTA)
Wt. 135# UPS 4 Ctn. \$477.00
1217A** (Assembled)
Wt. 135# UPS 2 Ctn. \$572.00



PRESCHOOL FOLD-N-ROLL
1218R/1218A
32H 14 1/4D 93W (open)
Each wing has 2 levels and 5 compartments. Easy-roll casters and lock hasp.
1218R** (RTA)
Wt. 153# UPS 4 Ctn. \$509.00
1218A** (Assembled)
Wt. 153# UPS 2 Ctn. \$610.00



TODDLER DOUBLE-SIDED SHELF
1224R/1224A
23H 23D 46 1/2W
2 large shelves on each side. Height ideal for toddler play.
1224R** (RTA)
Wt. 103# UPS 2 Ctn. \$309.00
1224A** (Assembled)
Wt. 103# UPS 1 Ctn. \$367.00

PRESCHOOL DOUBLE-SIDED SHELF
1226R/1226A
30H 23D 46 1/2W
2 spacious shelves on each side. Height ideal for preschool children.
1226R** (RTA)
Wt. 116# UPS 2 Ctn. \$325.00
1226A** (Assembled)
Wt. 116# UPS 1 Ctn. \$390.00



INFANT CHANGING TABLE
8530R/8530A
37H 23D 46 1/2W
Easy clean single piece molded top. 7"-deep changing well. Roomy storage cabinet with locking doors. Roll paper dispenser with changing paper.
8530R** (RTA)
Wt. 163# UPS 4 Ctn. \$507.00
8530A** (Assembled)
Wt. 168# UPS 1 Skid \$607.00



TODDLER WALK UP CHANGING TABLE
8534A
37H 23D 46 1/2W
Easy clean single piece molded top. 7"-deep changing well. Roll-out stairs. Lockable storage cabinet with shelf. Roll paper dispenser with changing paper.
8534A** (Assembled)
Wt. 198# UPS 1 Skid \$803.00



TODDLER WALK UP CHANGING CENTER
8543A
37H 23D 59 1/2W
Large single piece easy clean molded top with integral sink. 7"-deep changing well. Gooseneck hot and cold faucet. Roll paper dispenser with changing paper. Roll-out stairs. Lockable storage cabinet with locking doors and shelf.
8520A** (Assembled) Left Hand \$1,269.80
Wt. 245# UPS 1 Skid
8543A** (Assembled) Right Hand (as shown) \$1,195.00
Wt. 245# UPS 1 Skid



INFANT CHANGING CENTER
8540A
37H 23D 59 1/2W
Large single piece easy clean molded top with integral sink. 7"-deep changing well. Gooseneck hot and cold faucet. Roll paper dispenser with changing paper. Spacious storage cabinet with sliding doors and shelf.
8539A** (Assembled) Left Hand \$1,003.80
Wt. 219# UPS 1 Skid
8540A** (Assembled) Right Hand (as shown) \$929.00
Wt. 219# UPS 1 Skid



INFANT CHANGING TABLE
8531A
10-bin storage.
37H 23D 46 1/2W
Easy clean single piece molded top. 7"-deep changing well. Lockable storage cabinet with racks and ten individual 3"-deep clear bins. Roll paper dispenser with changing paper.
8531A** (Assembled)
Wt. 184# UPS 1 Skid \$756.00



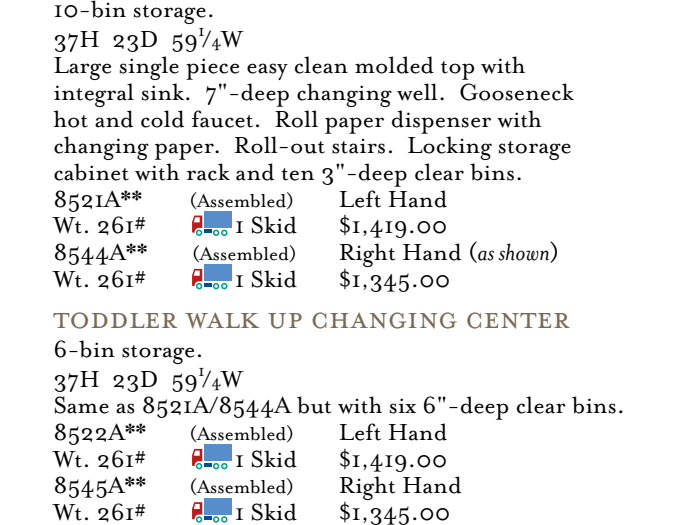
TODDLER WALK UP CHANGING TABLE
8535A
37H 23D 46 1/2W
Easy clean single piece molded top. 7"-deep changing well. Roll-out stairs. Lockable storage cabinet with rack and ten 3"-deep clear bins. Roll paper dispenser with changing paper.
8535A** (Assembled)
Wt. 214# UPS 1 Skid \$939.00



TODDLER WALK UP CHANGING CENTER
8544A
10-bin storage.
37H 23D 59 1/2W
Large single piece easy clean molded top with integral sink. 7"-deep changing well. Gooseneck hot and cold faucet. Roll paper dispenser with changing paper. Roll-out stairs. Lockable storage cabinet with rack and ten 3"-deep clear bins.
8520A** (Assembled) Left Hand \$1,419.00
Wt. 261# UPS 1 Skid
8544A** (Assembled) Right Hand (as shown) \$1,345.00
Wt. 261# UPS 1 Skid



CHANGING PAPER ROLLS
8331R
18W 23"O'L
Case of 12 rolls
8331R** (Assembled)
Wt. 24# UPS 1 Ctn. \$186.00



CHANGING TABLE PAD
8311R
1H 16D 34W
White vinyl pad fits Tot Mate® changing tables.
8311R** (Assembled)
Wt. 4# UPS 1 Ctn. \$37.00