



At Tot Mate® we bring it all together in a total environment for a world of serious fun.



easy-to-clean durable laminate surfacing

child-friendly designs

consistency in color across product lines

## 2000 SERIES

THE NEXT GENERATION OF EARLY LEARNING FURNITURE

www.TOTMATE.com

Introducing...

## THE NEXT GENERATION OF TOT MATE® EARLY LEARNING FURNITURE!

- Redefined to offer the ultimate selection, quality, and value.
- Streamlined to provide consistency in design and color across product lines.
- Redesigned to create child-friendly products that are equally appealing to caregivers and parents.
- Guaranteed quality of materials and workmanship to ensure years of satisfied use.

### the newest member of our family...

ECO™ is the newest ecologically-friendly product in the industry that carries a very economically-friendly cost! ECO™ combines the strength of recycled wood with the durability of laminate in a warm, maple finish. From the recycled materials used in construction to the rounded, child-friendly surfaces, ECO™ brings together a concern for the earth, concern for the children, and concern for the caregiver.



Tot Mate®, the leader in Early Childhood Furniture, is pleased to announce the next generation of Tot Mate® Early Learning Furniture. Focusing on core product categories, best selling units and colors, the offering has been redefined to better serve you, our customer.

Tot Mate® features that you've come to know and trust over our 30 years are integral to the offering. Core items coupled with the widest color offering allow an entire center to have consistency in design and color. Materials and workmanship along with child-friendly designs lead to a product that is equally appealing to the caregiver, children, and parents.

### Why Tot Mate®:

- **VALUE** Competitive price stretches the budget for learning materials.
- **DURABILITY** Scratch Resistant. Easy-to-Clean laminate surfaces are the toughest in the industry and make clean-up a breeze.
- **CHILD-FRIENDLY** Radiused corners and edges are child-friendly.
- **STABLE BASE** Extra-Deep Design provides an added level of stability to prevent tipping.
- **STRENGTH** ¾"-thick material combined with wood Dowel Pins and Bolt-Thru Construction provides a lasting product.
- **COLOR CHOICES** Widest Color Offering in the market includes those that are proven to be the most popular.
- **PRODUCT SELECTION** Best Selling items from major product categories allow an entire center to be furnished with Consistency in Color and Design.
- **SHIPPING OPTIONS** Selected units available Ready-to-Assemble for UPS shipments and other units Assembled ready to use right out of the box.
- **EXPERIENCE** Products proven over time with 30 years experience in early learning.

## Top Quality Features



Side panels feature rounded corners with wraparound protective cap edge to eliminate sharp corners and panel edges.



Hardwood dowel pins are used in structural joints for precise alignment and greater strength.



Deep thread connectors and predrilled holes provide easy assembly with superior holding power.



Horizontal components feature thick radiused edges.



Dual wheel casters glide smoothly over carpet and floors.



Tough laminate surfacing resists stains and spills, making clean-up quick and easy.

### the redefined and redesigned Tot Mate®




**1000 Series**  
pearl interiors  
maple or colored ends



**2000 Series**  
maple interiors  
maple or colored ends

\*\* include 2-digit color code with model number when ordering  
**TABLE ACCENT COLOR OPTIONS:**



Adjustable Legs for 21"-30" Tables



**ADJUSTABLE HEIGHT TABLES**  
Table top is a pearl white laminate surface on solid 1" - thick wood core. Adjustable height legs with levelers. Available in 5 colors of legs and matching table edge trims.

**4' PLAY TABLE**  
24D 48W (Adjustable legs)  
9300R\*\* (RTA) 14"-23" Height adjustment  
9301R\*\* (RTA) 21"-30" Height adjustment  
Wt. 43# UPS 2 Ctn. \$135.00

**5' PLAY TABLE**  
30D 60W (Adjustable legs)  
9312R\*\* (RTA) 14"-23" Height adjustment  
9313R\*\* (RTA) 21"-30" Height adjustment  
Wt. 61# UPS 2 Ctn. \$168.00

**6' PLAY TABLE**  
30D 72W (Adjustable legs)  
9314R\*\* (RTA) 14"-23" Height adjustment  
9315R\*\* (RTA) 21"-30" Height adjustment  
Wt. 71# UPS 2 Ctn. \$207.00



**4' ROUND PLAY TABLE**  
48" Diameter (Adjustable legs)  
9364R\*\* (RTA) 14"-23" Height adjustment  
9365R\*\* (RTA) 21"-30" Height adjustment  
Wt. 62# UPS 2 Ctn. \$196.00



**6' KIDNEY PLAY TABLE**  
30D 72W (Adjustable legs)  
9372R\*\* (RTA) 14"-23" Height adjustment  
9373R\*\* (RTA) 21"-30" Height adjustment  
Wt. 54# UPS 2 Ctn. \$207.00

## Tables & Chairs

**CHAIR / CUBE ACCENTS AVAILABLE IN ALL 7 COLORS**

- 41 Morning Blue
- 42 Sun Yellow
- 43 Tulip Red
- 44 Astro Green
- 45 Royal Blue
- 46 Pearl
- 73 Maple

### FIXED HEIGHT TABLES

Table top is a pearl white laminate surface on solid 1" - thick wood core. Fixed height tubular legs with levelers. Available in 5 colors of accent boots and matching table edge trims.


**4' ACTIVITY TABLE**  
24D 48W (Fixed height)  
9010R\*\* (RTA) 14" Ht.  
9011R\*\* (RTA) 18" Ht.  
9012R\*\* (RTA) 22" Ht.  
9013R\*\* (RTA) 30" Ht.  
9017R\*\* (RTA) 30" Ht.  
Wt. 46# UPS 2 Ctn. \$161.00

**5' ACTIVITY TABLE**  
30D 60W (Fixed height)  
9034R\*\* (RTA) 14" Ht.  
9035R\*\* (RTA) 18" Ht.  
9036R\*\* (RTA) 22" Ht.  
9037R\*\* (RTA) 30" Ht.  
Wt. 64# UPS 2 Ctn. \$188.00

**6' ACTIVITY TABLE**  
30D 72W (Fixed height)  
9038R\*\* (RTA) 14" Ht.  
9039R\*\* (RTA) 18" Ht.  
9040R\*\* (RTA) 22" Ht.  
9041R\*\* (RTA) 30" Ht.  
Wt. 74# UPS 2 Ctn. \$215.00

**4' ROUND ACTIVITY TABLE**  
48" Diameter (Fixed height)  
9128R\*\* (RTA) 14" Ht.  
9129R\*\* (RTA) 18" Ht.  
9130R\*\* (RTA) 22" Ht.  
9131R\*\* (RTA) 30" Ht.  
Wt. 65# UPS 2 Ctn. \$205.00

**6' KIDNEY ACTIVITY TABLE**  
30D 72W (Fixed height)  
9144R\*\* (RTA) 14" Ht.  
9145R\*\* (RTA) 18" Ht.  
9146R\*\* (RTA) 22" Ht.  
9147R\*\* (RTA) 30" Ht.  
Wt. 57# UPS 2 Ctn. \$215.00



**ACTIVITY CUBE**  
15H 13½D 13W  
Flip chair for 2 seat heights of 6" or 10". Orient face down to make a personal play table.  
2124R\*\* (RTA)  
Wt. 30# UPS 1 Ctn.  
\$90.00/ Set of 2



**6" ACTIVITY CUBE**  
16½H 13½D 13W  
6" seat height appropriate for 2 years and younger.  
2121R\*\* (RTA)  
Wt. 23# UPS 1 Ctn.  
\$90.00/ Set of 2

**8" ACTIVITY CHAIR**  
18½H 13½D 13W  
8" seat height appropriate for 3 years and younger.  
2122R\*\* (RTA)  
Wt. 25# UPS 1 Ctn.  
\$90.00/ Set of 2

**10" ACTIVITY CHAIR**  
20½H 13½D 13W  
10" seat height appropriate for 3- to 5-year olds.  
2123R\*\* (RTA)  
Wt. 27# UPS 1 Ctn.  
\$90.00/ Set of 2

704 West Main Street  
Teutopolis, IL 62467  
P: 800.350.3270  
F: 217.540.3371

totmate@stevensind.com

www.TOTMATE.com



Due to continuing product development, STEVENS reserves the right to change specifications without notice.  
© 2007 STEVENS INDUSTRIES, INC.

2973.11/07



BY STEVENS INDUSTRIES, INC.  
704 West Main Street  
Teutopolis, IL 62467



# TOT MATE® 2000 SERIES

\*\* include 2-digit color code with model number when ordering

ACCENT COLOR OPTIONS:



Laminates in this catalog are printed reproductions.



**AUDIO VISUAL CART**  
25H 20D 24W  
Universal cart for today's media equipment. Spacious top area. Lockable storage with shelf behind doors. Easy-roll casters.  
2376R\*\* (RTA)  
Wt. 68# UPS 2 Ctn. \$280.00

**BIG BOOK EASEL**  
26H 20D 24W (flat)  
Storage for oversized picture books, charts, and teaching materials. Front side has wipe off marker surface. Easy-roll casters.  
2375R\*\* (RTA)  
Wt. 68# UPS 2 Ctn. \$302.00



**DOUBLE COMPUTER DESK**  
26H 27D 60W  
Fixed monitor and CPU shelf. Adjustable keyboard ledge. Easy-roll casters.  
2325R\*\* (RTA)  
Wt. 93# UPS 2 Ctn. \$252.00

**SINGLE COMPUTER DESK**  
26H 27D 30W  
Fixed monitor and CPU shelf. Adjustable keyboard ledge. Easy-roll casters.  
2321R\*\* (RTA)  
Wt. 60# UPS 1 Ctn. \$198.00



**BOOK DISPLAY**  
30H 14 1/2D 32 1/2W  
4 display levels.  
2133A\*\* (Assembled)  
Wt. 42# UPS 1 Ctn. \$252.00



**SECTIONAL CUBES**  
30H 14 1/2D 46 1/2W  
Divided into 20 compartments with removable shelves for Tot Trays.  
2215R\*\* (RTA)  
Wt. 89# UPS 3 Ctn. \$346.00

**SECTIONAL CUBES WITH TRAYS**  
30H 14 1/2D 46 1/2W  
Same as 2215R/2215A, plus 20 clear Tot Trays.  
2815R\*\* (RTA)  
Wt. 103# UPS 3 Ctn. \$485.00



**SPACESAVER WITH TRAYS**  
37H 14 1/2D 46 1/2W  
Same as 2208A, plus 10 clear Tot Trays.  
2208A\*\* (Assembled)  
Wt. 121# UPS 1 Ctn. \$556.00



**CLEAR TOT TRAYS**  
5H 11D 7 1/2W  
Sturdy clear molded trays. Fit cubbies and sectional divided cube compartments. Stackable and great for general usage.  
7518R  
10 pc. pack  
Wt. 8# UPS 1 Ctn. \$84.00



**TODDLER SECTIONAL**  
22H 14 1/2D 46 1/2W  
2 levels and 5 compartments.  
2202R\*\* (RTA)  
Wt. 66# UPS 2 Ctn. \$235.00

**JUMBO SECTIONAL**  
37H 14 1/2D 46 1/2W  
3 levels and 7 compartments.  
2206A\*\* (Assembled)  
Wt. 94# UPS 1 Ctn. \$379.00

**PRESCHOOL SECTIONAL**  
30H 14 1/2D 46 1/2W  
2 levels and 5 compartments.  
2204R\*\* (RTA)  
Wt. 75# UPS 2 Ctn. \$252.00



**TODDLER SHELF**  
22H 14 1/2D 46 1/2W  
2 full width shelves. Toddler height.  
2302A\*\* (Assembled)  
Wt. 59# UPS 1 Ctn. \$265.00

**JUMBO SHELF**  
37H 14 1/2D 46 1/2W  
3 full width shelves.  
2306A\*\* (Assembled)  
Wt. 83# UPS 1 Ctn. \$355.00

**PRESCHOOL SHELF**  
30H 14 1/2D 46 1/2W  
2 full width shelves. Preschool height.  
2304A\*\* (Assembled)  
Wt. 65# UPS 1 Ctn. \$285.00



**TODDLER FOLD-N-ROLL**  
25H 14 1/2D 93W (open)  
Each wing has 2 levels and 5 compartments. Easy-roll casters and lock hasp.  
2217R\*\* (RTA)  
Wt. 195# UPS 4 Ctn. \$477.00

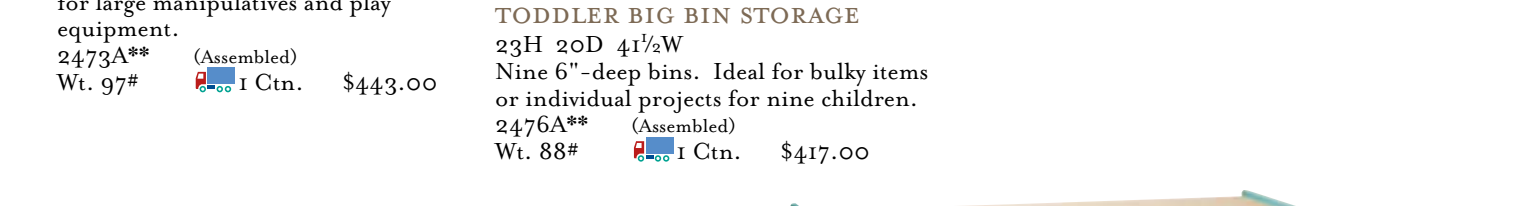
**PRESCHOOL FOLD-N-ROLL**  
32H 14 1/2D 93W (open)  
Each wing has 2 levels and 5 compartments. Easy-roll casters and lock hasp.  
2218R\*\* (RTA)  
Wt. 155# UPS 4 Ctn. \$509.00

**PRESCHOOL FOLD-N-ROLL**  
32H 14 1/2D 93W (open)  
5 compartments on left wing, 20 section cubes on right wing that can hold 20 Tot Trays. Easy-roll casters and lock hasp.  
2219R\*\* (RTA)  
Wt. 167# UPS 4 Ctn. \$639.00



**PRESCHOOL BIG BIN STORAGE**  
30H 20D 41 1/2W  
Twelve 6"-deep bins. Ideal for bulky items or individual projects for a dozen children.  
2471A\*\* (Assembled)  
Wt. 107# UPS 1 Ctn. \$491.00

**JUMBO BIG BIN STORAGE**  
30H 20D 41 1/2W  
Six 12"-deep jumbo bins. Great for large manipulatives and play equipment.  
2473A\*\* (Assembled)  
Wt. 97# UPS 1 Ctn. \$443.00




**TODDLER BIG BIN STORAGE**  
23H 20D 41 1/2W  
Nine 6"-deep bins. Ideal for bulky items or individual projects for nine children.  
2476A\*\* (Assembled)  
Wt. 88# UPS 1 Ctn. \$417.00



**PRESCHOOL DOUBLE-SIDED SHELF**  
30H 23D 46 1/2W  
2 spacious shelves on each side. Height ideal for preschool children.  
2226R\*\* (RTA)  
Wt. 116# UPS 2 Ctn. \$325.00

**TODDLER DOUBLE-SIDED SHELF**  
23H 23D 46 1/2W  
2 large shelves on each side. Height ideal for toddler play.  
2224R\*\* (RTA)  
Wt. 103# UPS 2 Ctn. \$309.00



**PLAY CENTER**  
20H 20D 32W  
Table includes two block grids with removable gear grid, along with two 6"-deep bins. All Maple color only.  
2127R73 (RTA)  
Wt. 47# UPS 1 Ctn. \$199.00

**JUMBO PLAY CENTER**  
20H 20D 45W  
Table includes two block grids and gear grid, along with three 6"-deep bins. All Maple color only.  
2128R73 (RTA)  
Wt. 60# UPS 1 Ctn. \$249.00



**5-TODDLER LOCKER**  
37H 14 1/2D 46 1/2W  
5 cubbies.  
2432A\*\* (Assembled)  
Wt. 103# UPS 1 Ctn. \$295.00

**8-STUDENT LOCKER**  
71 1/2H 20D 27W  
8 compartments 16H 17D 12 1/2W. Wire grille locker doors with name tag holders and hasps suitable for padlocks. All Maple color only.  
2436A73 (Assembled)  
Wt. 201# UPS 1 Skid \$559.00



**5-PRESCHOOL LOCKER**  
47 1/2H 14 1/2D 46 1/2W  
5 cubbies with double hooks. 5 shoe cubbies.  
2433A\*\* (Assembled)  
Wt. 133# UPS 1 Ctn. \$395.00

**5-LOCKER STORAGE**  
71H 15D 46 1/2W  
Upper storage cabinet with shelf and locking doors.  
2425A  
5 cubbies.  
5 lockers with double hooks. 5 shoe cubbies. All Maple color only.  
2431A73 (Assembled)  
Wt. 210# UPS 1 Skid \$549.00




**10-CUBBIE WALL UNIT**  
24 1/2H 14 1/2D 46 1/2W  
10 cubbies and 5 double coat hooks.  
2410R\*\* (RTA)  
Wt. 79# UPS 1 Ctn. \$326.00



**6-STUDENT LOCKER**  
55H 20D 27W  
6 compartments 16H 17D 12 1/2W. Wire grille locker doors with name tag holders and hasps suitable for padlocks. All Maple color only.  
2436A73 (Assembled)  
Wt. 184# UPS 1 Skid \$479.00

**6-TEACHER STORAGE**  
71 1/2H 20D 30W  
1 fixed and 2 adjustable shelves with locking doors.  
2264R\*\* (RTA)  
Wt. 186# UPS 3 Ctn. \$577.00



**5-PRESCHOOL SEAT LOCKER**  
47 1/2H 14 1/2D 46 1/2W  
5 cubbies.  
5 lockers with double hooks. 5 seat cubbies.  
2425A\*\* (Assembled)  
Wt. 117# UPS 1 Ctn. \$425.00

**DIAPER WALL UNIT**  
23H 14 1/2D 46 1/2W  
8 diaper cubbies with a divided upper shelf.  
2336R\*\* (RTA)  
Wt. 78# UPS 2 Ctn. \$203.00



**INFANT CHANGING TABLE**  
37H 23D 46 1/2W  
Easy clean single piece molded top. 7"-deep changing well. Roomy storage cabinet with locking doors. Roll paper dispenser with changing paper.  
8530R\*\* (RTA)  
Wt. 163# UPS 4 Ctn. \$507.00

**TODDLER WALK UP CHANGING TABLE**  
37H 23D 46 1/2W  
Easy clean single piece molded top. 7"-deep changing well. Roll-out stairs. Lockable storage cabinet with shelf. Roll paper dispenser with changing paper.  
8534A\*\* (Assembled)  
Wt. 198# UPS 1 Skid \$803.00



**INFANT CHANGING TABLE**  
10-bin storage.  
37H 23D 46 1/2W  
Easy clean single piece molded top. 7"-deep changing well. Lockable storage cabinet with racks and ten individual 3"-deep clear bins. Roll paper dispenser with changing paper.  
8531A\*\* (Assembled)  
Wt. 184# UPS 1 Skid \$756.00

**TODDLER WALK UP CHANGING TABLE**  
10-bin storage.  
37H 23D 46 1/2W  
Easy clean single piece molded top. 7"-deep changing well. Lockable storage cabinet with racks and ten 3"-deep clear bins. Roll paper dispenser with changing paper.  
8535A\*\* (Assembled)  
Wt. 214# UPS 1 Skid \$939.00



**TODDLER WALK UP CHANGING CENTER**  
37H 23D 59 1/2W  
Large single piece easy clean molded top with integral sink. 7"-deep changing well. Gooseneck hot and cold faucet. Roll paper dispenser with changing paper. Roll-out stairs. Large storage cabinet with locking doors and shelf.  
8543A\*\* (Assembled)  
Wt. 245# UPS 1 Skid \$1,269.80

**INFANT CHANGING CENTER**  
37H 23D 59 1/2W  
Large single piece easy clean molded top with integral sink. 7"-deep changing well. Gooseneck hot and cold faucet. Roll paper dispenser with changing paper. Spacious storage cabinet with sliding doors and shelf.  
8540A\*\* (Assembled)  
Wt. 219# UPS 1 Skid \$1,003.80



**TODDLER WALK UP CHANGING CENTER**  
10-bin storage.  
37H 23D 59 1/2W  
Large single piece easy clean molded top with integral sink. 7"-deep changing well. Gooseneck hot and cold faucet. Roll paper dispenser with changing paper. Roll-out stairs. Locking storage cabinet with rack and ten 3"-deep clear bins.  
8544A\*\* (Assembled)  
Wt. 261# UPS 1 Skid \$1,419.00

**CHANGING PAPER ROLLS**  
18W 230'L  
8531R  
Case of 12 rolls  
Wt. 24# UPS 1 Ctn. \$186.00



**CHANGING TABLE PAD**  
1H 16D 34W  
White vinyl pad fits Tot Mate® changing tables.  
8311R  
1 piece  
Wt. 4# UPS 1 Ctn. \$37.00